



TECH BYTES



Orange Board of Education

November 2016



<https://www.commonsensemedia.org/>

Whether it's cyberbullying, students divulging too much personal information online, or online issues creating classroom-management issues, schools across the globe are navigating the behavioral and social issues that stem from students' online lives. To help students harness technology for learning, all schools, particularly those integrating technology into the classroom, should be working to help students learn how to think critically, behave safely, and participate responsibly with technology.

Orange District Digital Citizenship Vision

Our vision for the students in the Orange School District is to be responsible digital citizens. They must be respectful and ethical users of digital media. We are using the Common Sense curriculum to provide students with the skills necessary to remain safe online, encourage students to become aware of their digital footprint and make ethical decisions while using technology. We are committed to extending this learning platform to our staff, families, and community-at-large.

WHAT IS A COMMON SENSE CERTIFIED SCHOOL: DIGITAL CITIZENSHIP?

A Common Sense Certified School is dedicated to teaching digital citizenship to young people and engaging parents using Common Sense Education materials. Certified Schools can work with students in any grade, from kindergarten through 12. By earning recognition as a Certified School, administrators and educators are taking the necessary steps to equip students with the skills they need to be responsible online. The Orange School District will be perusing certification for each school. Please become a member of Commonsense and explore all the resources available.

<https://www.commonsensemedia.org/user/register?destination=homepage> Your technology coordinator will provide additional information and guidance for the implementation of the lessons required for certification.



WE are TEACHERS
Ideas. Information. Inspiration.

We are not
only here to
teach students,
but also to
INSPIRE
each other.

Krissy Venosdale
VENSPIRED



November is Native American Month and Alaska Native Heritage Month. Estimates of the population of the Western Hemisphere prior to the arrival of Europeans range from 8 million to more than 100 million. Cultures were as varied as the stationary Mayas in the Yucatan and the nomadic Plains Indians in North America. Explore Native American culture with the following lessons, activities, and resources.

In 1990, Congress proclaimed November National American Indian Heritage Month. The president issues a proclamation each year in honor of the event.

The proclamation calls on all Americans to “learn more about the history and heritage of the Native peoples of this great land. Such actions reaffirm our appreciation and respect for their traditions and way of life and can help to preserve an important part of our culture for generations yet to come.” - The Library of Congress

Native American Heritage Month Resources

<http://www.nativeamericanheritagemonth.gov/for-teachers/>

Scholastic

<http://www.scholastic.com/teachers/collection/native-american-heritage-0>

NEA

<http://www.nea.org/tools/lessons/native-american-and-alaska-native-heritage-month.html>

Smithsonian Education

http://www.smithsonianeducation.org/educators/resource_library/american_indian_resources.html

Read Write Think

<http://www.readwritethink.org/classroom-resources/calendar-activities/november-national-american-indian-20618.html>

Teaching History

<http://teachinghistory.org/spotlight/native-american>



In 1621, the Plymouth colonists and Wampanoag Indians shared an autumn harvest feast that is acknowledged today as one of the first Thanksgiving celebrations in the colonies. For more than two centuries, days of thanksgiving were celebrated by individual colonies and states. It wasn't until 1863, in the midst of the Civil War, that President Abraham Lincoln proclaimed a national Thanksgiving Day to be held each November.

What Really Happened? Comparing Stories of the First Thanksgiving

<http://teachinghistory.org/teaching-materials/lesson-plan-reviews/25034>

NEA

<http://www.nea.org/tools/lessons/thanksgiving-ideas-for-the-classroom.html>

Scholastic

http://www.scholastic.com/scholastic_thanksgiving/resources/

Education World

<http://www.educationworld.com/holidays/archives/thanksgiving.shtml>

Teach-nology

http://www.teach-nology.com/teachers/lesson_plans/holidays/thanks/

Everything EL

<http://www.everythingsl.net/lessons/gobble.php>

THANKSGIVING BY THE NUMBERS



The first Thanksgiving was a 3-DAY harvest feast held by the founders of the PLYMOUTH COLONY IN 1621.


Governor William Bradford SENT 4 MEN TO HUNT BIRDS for the feast, and the Wampanoag contributed 5 deer.

It was attended by 53 COLONISTS AND 90 WAMPANOAG.

THEN



NOW



Americans eat an average of 13.3 POUNDS OF TURKEY PER YEAR.

Close to 46 MILLION TURKEYS ARE EATEN AT THANKSGIVING, compared to 22 million at Christmas and 19 million at Easter.

NEARLY 88% OF AMERICANS eat turkey at Thanksgiving.



MACY'S THANKSGIVING DAY PARADE

Started in 1924 by Macy's employees, the parade once featured live animals such as camels, goats, donkeys, lions, elephants, bears and tigers. Giant helium balloons replaced this menagerie in 1927.

MORE THAN 3.5 MILLION SPECTATORS watch the parade in person, and OVER 50 MILLION VIEWERS WATCH ON TELEVISION.



Blowing up the parade's 15 large balloons takes nearly 300,000 CUBIC FEET OF HELIUM. That's the volume of 3.4 OLYMPIC-SIZED SWIMMING POOLS.

BLACK FRIDAY

In 2011, some 226 million people went shopping on Black Friday weekend, spending \$52 billion. THE AVERAGE SHOPPER SPENT NEARLY \$400.



SUPER STORE

NEARLY 25% OF BLACK FRIDAY SHOPPERS hit the stores by midnight.

OVER 120 MILLION AMERICANS now shop online on CYBER MONDAY.



SOURCES: U.S. Census Bureau, Plimoth Plantation, National Turkey Federation, Encyclopaedia Britannica, U.S. National Archives, National Retail Federation, Macy's, American History: The Early Years to 1877, Richard Broussard, McGraw-Hill, A History of Us: From Colonies to Country, Joy Hakim, Oxford University Press, America The Story of Us: An Illustrated History, Kevin Baker, Melcher Media.

A COLLABORATION BETWEEN HISTORY.COM AND COLUMN FIVE

Using Office 365 in Education



Digital Note-Taking with OneNote

<https://www.onenote.com/classnotebook>

One of the most powerful tools available to students these days may be Microsoft's note-taking app: OneNote. Unlike the rest of the Office Suite, you can download OneNote for FREE on any device

- iPad, laptop, Android, even Chromebooks!

To get started, download the FREE app and then login with either a FREE Microsoft Online account or an Office 365 account (free with a license to Office for Education). Not only can notes contain text, links, and images, but also handwriting (if on a tablet), audio recording, videos, file attachments, and a number of paper backgrounds. Additionally, OneNote can also be used for PDF annotation. Because OneNote is associated with an online account, notes automatically sync to the cloud and can be accessed on any device.

Two features distinguish OneNote from other note-taking apps like Evernote. First, notes can be shared and collaboratively edited in real time - much like Google Docs. This includes collaborative handwriting when on tablets. Next, OneNote notes can be opened and edited in multiple locations at the same time. Consider a student taking notes in OneNote on a laptop or Chromebook while inserting photos from their phone.

Finally, if your school does have Office 365, the new OneNote Class Notebook is an amazing resource. Teachers can create shared notebooks with their students to easily disseminate class content, collect work, and provide feedback by visiting onenote.com/classnotebook and signing in with their Office 365 account.

Microsoft OneNote Tutorial

<https://www.youtube.com/watch?v=h07qZLLQc4I>

One Note for Teachers Guide

<http://onenoteforteachers.com/>

Learn Why 365

<http://www.teachercast.net/2015/03/17/tep86/>



<https://edpuzzle.com/>

Hooking kids up front is always a goal when introducing new content. And video is a tried-and-true method that appeals to many learning styles. But when students passively watch a video, it can be challenging for them to comprehend and critique the material. EDpuzzle can help solve this problem.

This website offers teachers a series of tools to make videos more interactive, from inserting pauses for reflection to adding questions that get students thinking critically about what they watch. Best of all, students can make their own EDpuzzles to demonstrate learning.

Teachers can also customize the cropped video with voice-overs, audio comments, and embedded assessment questions. Teachers can prohibit students from fast-forwarding through videos and assign each video a due date. Data from the embedded quizzes is saved in EDpuzzle's dashboard; however, it can easily be exported as a CSV file and incorporated into other grade- and course-management systems.

Additionally, EDpuzzle offers a space for a community of teachers to share their creations for inspiration or for easy classroom use. Finally, teachers can turn this robust set of tools over to students, enabling them to find high-quality video instruction and customize it in a way that demonstrates their learning. It's also available as a Chrome app or extension.



<http://tinyurl.com/gsmzeoy>



<http://www.discoveryeducation.com/parents/>

Discovery Education offers a wide variety of free family resources that you can trust to provide high quality, relevant material for you and your children. We invite you to take a look at our family activities, contests and a wealth of other resources that are vetted by Discovery Education and uniquely designed with parents in mind.



SAMR and Creating with Google Module

<https://www.sophia.org/tutorials/samr-and-creating-with-google>

DESCRIPTION:

To understand the SAMR model, and to create a classroom activity within Google Apps for Education.

To be aware of where our classroom activity falls within the SAMR model.



iKeep Safe

<http://ikeepsafe.org/parents/>

YOU DON'T HAVE TO BE A COMPUTER EXPERT TO KEEP YOUR CHILD SAFE ONLINE. You can help your child become a responsible, ethical digital citizen with healthy online relationships. To do that, you'll use the same successful parenting skills that you're already using at home. Resilient digital citizens recognize and seek out the 3Cs—appropriate contact, content, and conduct—in all digital settings (e.g., iPods, instant messaging, chat, computer games, game consoles, cell phones, text messaging, webcams)

To help you teach your children to safely and ethically use their digital devices, iKeepSafe has created resources for your use.




The National Center is excited to announce the launch of a brand new safety app! Our app, Safety Central, is ideal for parents, law enforcement or anyone who is looking to stay up-to-date on the latest news, media and safety tips from NCMEC.

Designed as a digital child ID kit that lets parents keep their children's information right at their fingertips, this might be the most important app you ever download.

Thanks to generous contributions from our friends at EMCOR, Safety Central is FREE to download and use on both Apple and Android devices!

[Download it from the app store today!](#)



STEM CAREER-STUDENT RESOURCES

Are you interested in anything to do with science, technology, engineering, or mathematics? Start here, where there are a ton of great resources for you from everything from figuring out what to do with your life, to getting scholarships to pay to make your dreams come true in college.

<http://stemcareer.com/students/>



FACTS WORTH REPEATING

<http://askatechteacher.com/2014/09/18/18-pluses-5-differences-and-9-tips-about-chromebooks-in-your-classroom/>

But it's worth repeating that Chromebooks aren't computers-not in the strict sense of what we've come to expect from a computer:

- You can't install software onto them. There's no DVD drive and little storage space on the Chromebook's hard drive.
- You can't download stuff from the internet to the Chromebook. That includes popular programs like Google Earth. Developers are busily building apps to replace software (because Apps will work without installing more than their icon and a few pieces of script on the host computer), but they're not there yet.
- They won't run without a Google account. The good news is that account is free as is everything that comes with it, like word processing, spreadsheet and presentation programs, email service, and more. Since everything runs in the Cloud, if you can't connect to the internet, you can't use the Chromebook.

- Some apps (including Google Apps) can run offline, but know which so you aren't stuck on a cross-country plane flight with a digital book on your Kindle account you were planning to read through your Chromebook.
- You have to start calling yourself a 'Chromie'-that's a Chrome user. You can ease into that.



Google's G Suite For Education Offers 4 New Features

<http://tinyurl.com/grbrvbw>

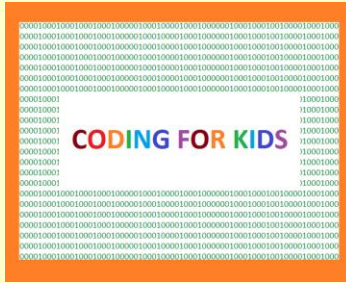
Google has changed the name of its popular service Google Apps for Education to G Suite for Education. With this change comes several new features that have been added to some of the apps included in G Suite. These features use “machine intelligence” to facilitate and add more functionalities to Google Apps, according to Google’s education blog.

G Suite for Education is the same set of apps that you know and love—Gmail, Docs, Drive, Calendar, Hangouts, and more— but designed with new intelligent features that make work easier and bring teachers and students together. Because we believe that when students and teachers break down silos and have collaborative tools for their classroom, amazing learning can happen.

Explore in Google Sheets is a new feature added to Google Sheets to allow students to create smarter spreadsheets.

Explore in Google Slides brings new features designed to help students create polished presentations. Explore offers a number of layout suggestions to help students better format their slides.

Explore has also been added to Google Docs, bringing with it a number of features, such as the ability to search and find related documents from Drive.



<https://www.mvcode.com/platforms/scratch>

Scratch is a free programming language and online community where you can create your own interactive stories, games, and animations. With Scratch, you can share your creations with others in the online community.

Scratch helps young people learn to think creatively, reason systematically, and work collaboratively - essential skills for life in the 21st century.

Scratch is a project of the Lifelong Kindergarten Group at the MIT Media Lab. It is provided free of charge.

FREE WEBINAR



<https://www.carnegielearning.com/resources-support/events-webinars/webinars/>

Connect with our select team of experts sharing new teaching and leadership strategies and current educational trends. Every webinar is free and new sessions are added regularly



<http://www.scholastic.com/bostitch/>

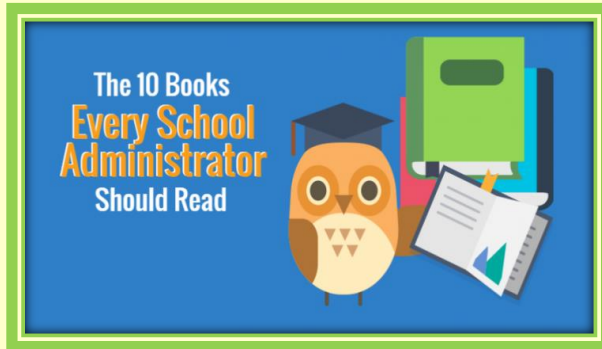


ACS-Hach High School Chemistry Grant

<https://www.acs.org/content/acs/en/pagenotfound.html>

Description: The American Chemical Society gives innovative chemistry teachers the opportunity to put their ideas into action. The ACS-Hach High School Chemistry Grant was established to promote dynamic and engaging scientific exploration in students. It is awarded to high school teachers who wish to enhance classroom learning and raise students' interest in chemistry. Funds can be used to purchase laboratory equipment, supplies and instructional materials, but also the cost of professional development opportunities, field studies and science outreach events.

Administrator's Resource Corner



<http://blog.capterra.com/the-10-books-every-school-administrator-should-read/>

Running a school at any level is no easy task. Principals and other administrators run themselves ragged every year managing teacher and setting the foundation for a productive environment. In many ways, working a school administrator can feel like parenting. You have children you are responsible for, which includes teaching them, feeding them, and making sure they are where they are supposed to be. While much of this is learned on the job, there are books out there to teach you new methods for succeeding at these responsibilities.

TECHNOLOGY HUMOR

© Randy Glasbergen / glasbergen.com



"I'm tired of arguing with auto-correct. We're having your name legally changed to Sandcastle Watermelon."

© 2010 Kevin Spear kevin@kevinspear.com www.kevinspear.com




"Let me translate that for you. I speak text."

© 2000 Randy Glasbergen. www.glasbergen.com



© Dan Rosandich DansCartoons.com



"Nice try, but your dog can't eat your homework if you're doing it all on your laptop!"